



The Old Course

Opened 1915

Course Map



Unit 1 Clearway Court 139/141 Croydon Road Caterham Surrey CR3 6PF

t +44 (0) 1883 344244 f +44 (0) 1883 341777 e info@eagle.uk.com www.eagle.uk.com

© Copyright Eagle Promotions Ltd 2019





Golf

With two exceptional downland golf courses in the beautiful surroundings of the Epsom Downs, Woodcote Park offers members and their guests the perfect golfing experience. Sweeping down towards Epsom Racecourse, the tree-lined grounds make for a dramatic backdrop to a round of golf at any time of the year.

Golf tuition is available for gentlemen, ladies and juniors seven days a week, with PGA qualified professionals using the latest technology.

The Club offers golf days for corporates and societies who are sponsored by a member. Golf Days are available on both the Old Course and the Coronation Course, starting from a minimum of 16 people. For more information, please telephone 01372 229244 or email: karen.berryman@royalautomobileclub.co.uk

History of The Royal Automobile Club

The Royal Automobile Club was founded in 1897 and its history mirrors that of motoring itself. Between 1900 and 1930 the Club organised the first 1,000 mile trial event, issued the first driving certificate (continuing to do so for 30 years) and established itself as the “Parliament of Motoring”. It staged the first motor race, the Tourist Trophy event of 1905, the first Grand Prix in 1926 and it has been organising annual re-enactments of the first London-to-Brighton run since 1930. The Club became the governing body for Motor Sport in Britain. Its status as Britain’s oldest and most influential motoring organisation was acknowledged ten years after its foundation when King Edward VII awarded the Club the Royal title that it holds to this day.

In parallel with these pioneering motoring activities the Club commissioned in 1907, and occupied in 1911, the magnificent Pall Mall clubhouse. Two years later the glorious mansion and estate at Woodcote Park was purchased as the Club’s country clubhouse.

The Club’s post-Second World War history was one of expansion. Its Motoring Services arm provided roadside assistance to millions of motorists while the Club continued



to be responsible for the governance of the increasing activities of motor sports enthusiasts. The demerger of the RAC Motoring Services from the Royal Automobile Club in 1999 gave it independence; but the Club retains influence in all the activities in which it had had such a significant voice. The two clubhouses continue to provide members with the finest and broadest range of facilities.

The Old Course opened in 1915 and has over 100 years of heritage in its greens. Designed by Herbert Fowler, this down land course has wide sweeping fairways and has hosted the famous Bob Hope Classic in 1980 and the Martini International which golfing legend Seve Ballesteros won in 1978.





MEN



ACCEPTABLE

Caps

If worn, the peak should be facing the front.

Shirts

Shirts must have collars and sleeves and be tucked in to trousers or shorts at all times.

Trousers/shorts


Tailored trousers or shorts

Socks

Predominantly white ankle socks when worn with shorts or of a matching colour if wearing long trousers.

Shoes

Golf shoes. Trainers on the driving range for Juniors are allowed.



MOBILE PHONES

Can be carried on the courses but must be switched to mute and only used in an emergency



NOT ACCEPTABLE

Caps

With the peak facing backwards.
Not to be worn indoors.

Shirts

Untucked shirts, t-shirts, vests, rugby/football shirts.

Trousers/shorts

All types of jeans, cargo trousers/shorts, paramilitary or camouflage style, leather and tracksuit trousers

Socks

No socks

Shoes

Trainers or other types of non-golfing shoes

Golf Dress Code

The Royal Automobile Club Golf Dress Code applies to all members and guests, on both golf courses and the practice range.





WOMEN



ACCEPTABLE

Caps

If worn, the peak should be facing the front.

Shirts

Shirts must be tucked in and have collars. Sleeveless shirts and shirts designed to be worn outside shorts are acceptable.

Shorts/skirts


Tailored skirts, skorts and shorts at an appropriate length for playing golf

Socks

Predominantly white ankle socks when worn with shorts or of a matching colour if wearing long trousers.

Shoes

Golf shoes



MOBILE PHONES

Can be carried on the courses but must be switched to mute and only used in an emergency



NOT ACCEPTABLE

Caps

With the peak facing backwards. Not to be worn indoors.

Shirts

Untucked shirts, t-shirts, strappy tops or tops showing midriffs.

Shorts/skirts

Beach shorts, denim.

Socks

No socks

Shoes

Trainers or other types of non-golfing shoes

Golf Dress Code

The Royal Automobile Club Golf Dress Code applies to all members and guests, on both golf courses and the practice range.

Golf Simulator

With unmatched accuracy and true-to-life performance, the Club's golf simulator offers players and their guests the best possible golfing experience away from the courses. This state-of-the-art facility will give you the finest experience when taking a lesson, being fitted for the latest equipment or playing on a simulated course.

The simulator offers a choice of 15 courses from around the world and is available for individual lessons and with our Golf Professional Services.

The studio can be tailored to meet your needs with the following Golf Professional Services options:

- Beat the Pro
- Nearest the Pin
- Longest Drive

Indoor Studio



The Club Shop

The Club Shop can provide free custom fitting for all golf clubs to ensure your equipment suits you. The Club Shop provides a wide range of equipment and clothing from leading brands at competitive prices. Golf balls, leather goods and clothing can be personalised with the Club logo or corporate logos for Golf Society Days.



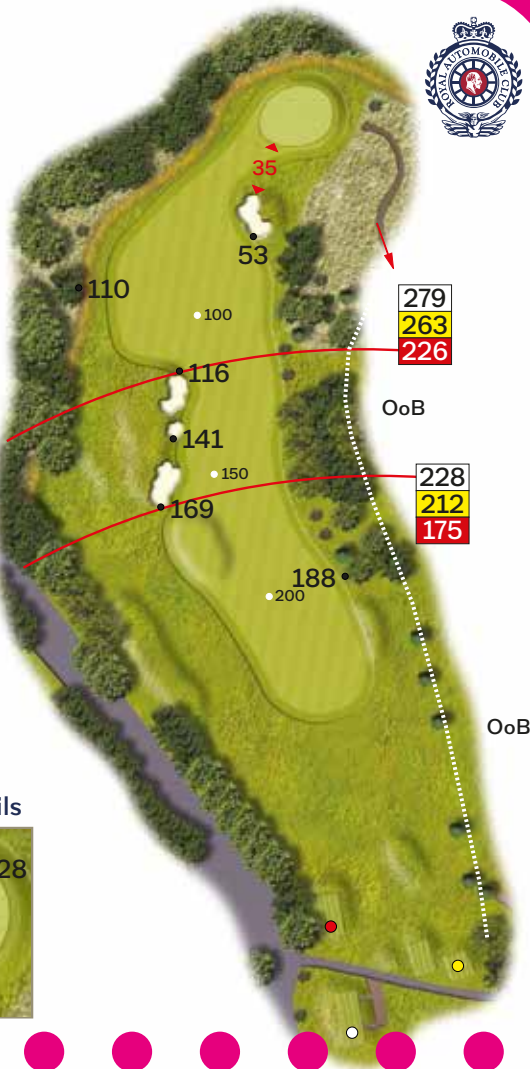
392 4
376 4
339 4

1

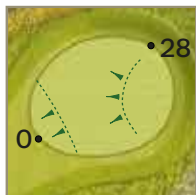


Pro's Tip:

Keep your drive as close to the fairway bunkers as possible opening up the elevated green. Most balls will bounce from the right into the green.



Green Details



390 ■ 4
354 ■ 4
342 ■ 4

2



3rd
Tees

• 62

• 100

• 134

• 150
160

229
193
181

188

• 200

202
166
118

• 253

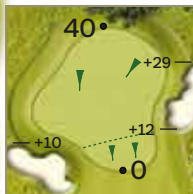
6th
Tee

5th
Green

Pro's Tip:

Straight drive required into this uphill lying fairway. Your second shot plays half a club more than you think with a false front to the green.

Green Details





2nd hole - Old Course



190 3
175 3
162 3

3



163
148
135

2nd Green Green Details



Pro's Tip:

Tee shot is played all uphill to a well guarded green. This hole plays longer than its yardage. A second shot played from short of the hole is an easier proposition.



3rd hole - Old Course



520 5
464 5
448 5

4

OoB

5th
Tees



•48

•77

•100

•138

•150

196

•200

•217

233

321
265
249

284
228
212

317

335

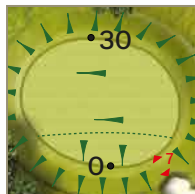
6th
Green



Pro's Tip:

Well positioned bunkers are the main concern when hitting the tee shot. A decision then must be made on whether to lay up short of the bunkers, or take on a green which is elevated and slopes from right to left.

Green Details



298 ■ 4
291 ■ 4
283 ■ 4

5



2nd
Tees

54

76

100

94

101

136

150

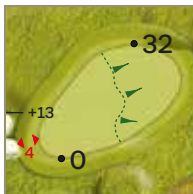
212
205
197

201
194
186

Pro's Tip:

Place your tee shot leaving a good yardage for the approach pitch. A difficult green with a large tier running through the middle, make sure your ball finishes on the same level as the flag.

Green Details



4th
Green



5th hole - Old Course





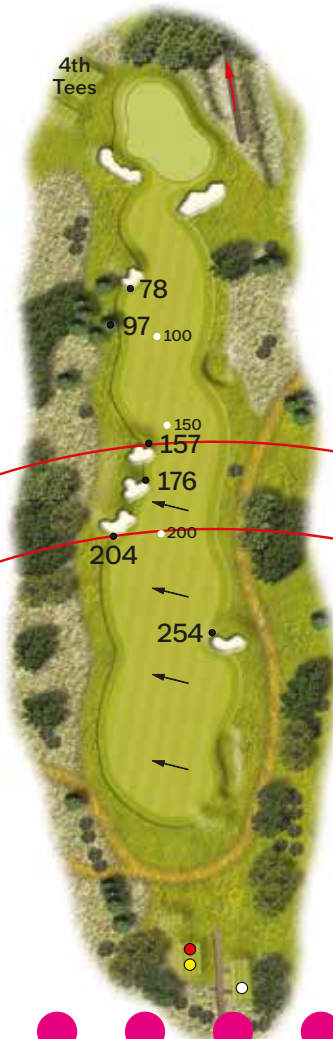
439 ■ 4
434 ■ 4
423 ■ 5

6

4th
Tees

284
279
268

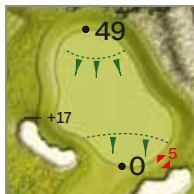
241
236
225



Pro's Tip:

A demanding par 4 with a sloping fairway that is well guarded with bunkers. A ball hitting the fairway will fall to the left. Hit one more club into this elevated green, which has a tier running across it. The steep slope on the front of the green will ensure all shots short of the middle tier will fall back to the front edge.

Green Details



353 4
350 4
334 4

7

OoB

8th
Tees



OoB

46 •

252
249
233

• 100

108

129

234
231
215

• 150

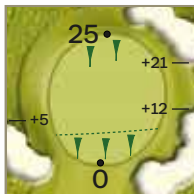
160 •

• 200

Pro's Tip:

Keep your tee shot on the fairway, distance is not a premium. Your second shot is played to a green with a false front, try to play past the centre of the green.

Green Details



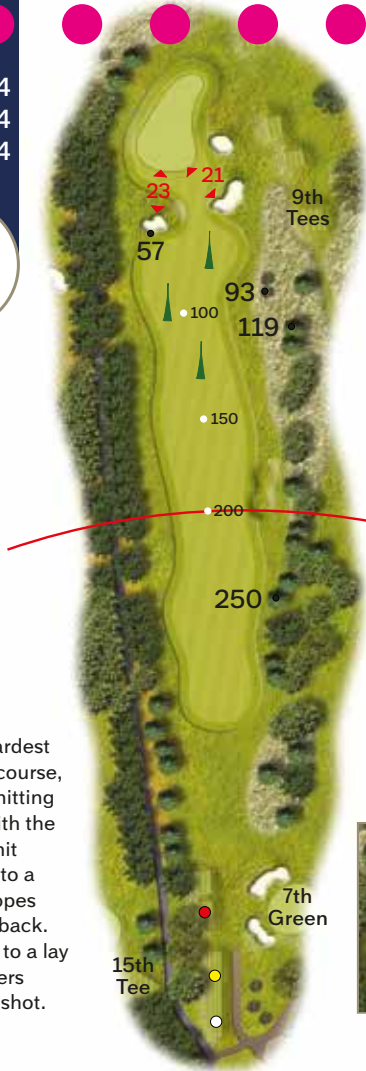
7th & 9th
Tiger Tee

7th hole - Old Course



475 ■ 4
453 ■ 4
399 ■ 4

8



9th
Tees

275
253
199

Pro's Tip:

One of the hardest holes on the course, premium on hitting the fairway with the second shot hit down the hill to a green that slopes from front to back. Give thought to a lay up, two bunkers await a loose shot.

7th
Green

15th
Tee

Green Details



462 4
397 4
381 4

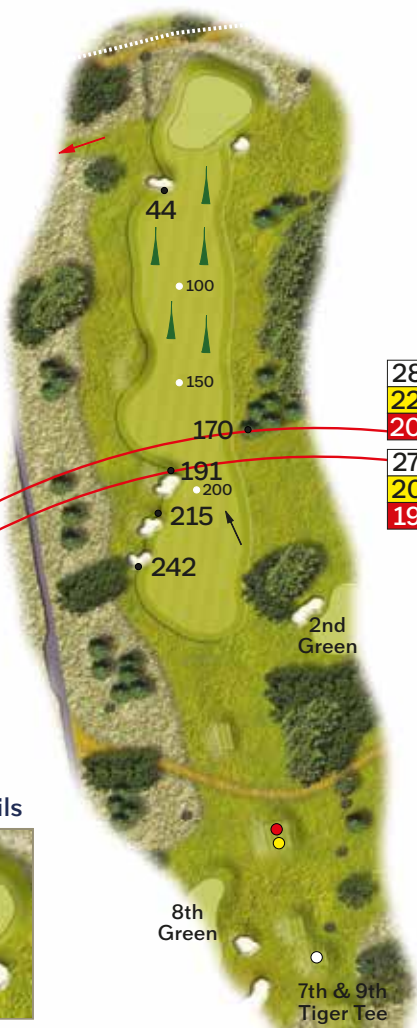
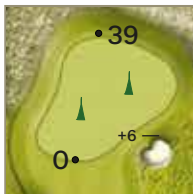
9



Pro's Tip:

Stay to the right of the fairway bunkers and let the down slope work your ball to the target. Your second shot is played to a severe down slope and the green runs from front to back. Allowing the ball to roll into the green is the safest play.

Green Details



287
222
206
272
207
191



469 ■ 5
449 ■ 5
424 ■ 5

10

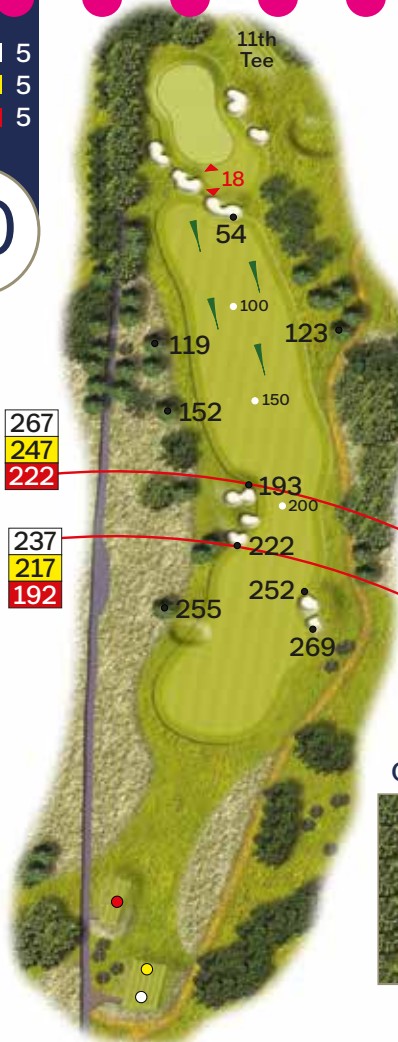


Pro's Tip:

Favour the right side of the fairway being careful of the bunkers. Your second shot is uphill, be mindful of the guarding bunkers. Control your pitch so the ball is on the same level as the flag, the green slopes from the front to back.

267
247
222

237
217
192



Green Details




393 ■ 4
351 ■ 4
339 ■ 4

11



12th
Tees



Pro's Tip:

Your tee shot is played into a severely sloping fairway from left to right, beware of the bunkers on both sides of the fairway. The slope continues to the green where your ball will feed towards the back edge.

10th
Green

Green Details



337 ■ 4
331 ■ 4
273 ■ 4

12

13th
Tees



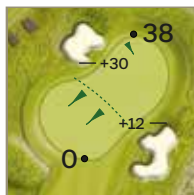
263
257
199

218
212
154

Pro's Tip:

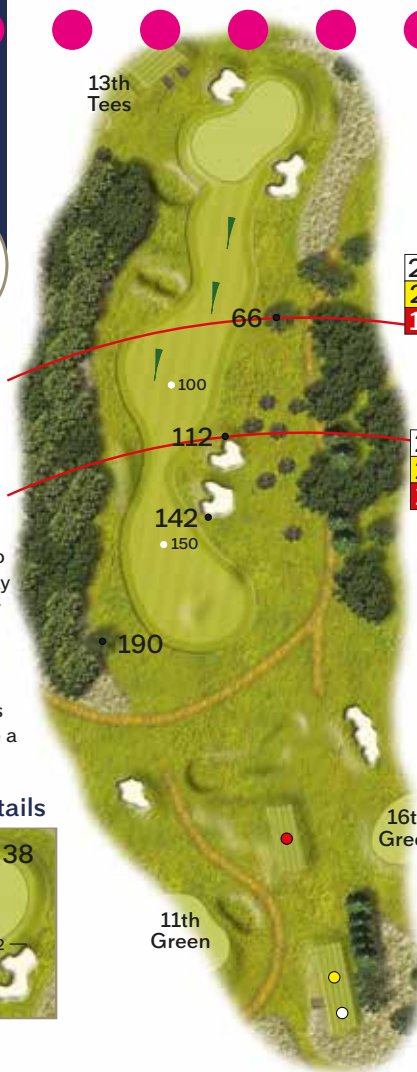
You will need to carry the fairway bunkers or play to the left of them. The second shot up the hill requires great control to a narrow green.

Green Details



16th
Green

11th
Green





150 ■ 3
137 ■ 3
132 ■ 3

13

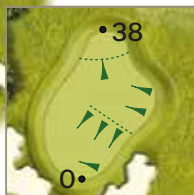
14th
Tees

131
118
113

Pro's Tip:

A short down hill par 3 well guarded by two bunkers, 12th Green club selection is a premium. The ball has a tendency to kick from the right edge of the green toward the middle of the green.

Green Details



336 ■ 4
309 ■ 4
309 ■ 4

14



15th
Tees

29

306
279
279

253
226
226

• 76

• 97

• 100

• 119

224
197
197

• 150

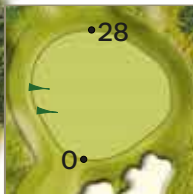
167 •

• 200

Pro's Tip:

A short uphill par 4.
Find the fairway with
your tee shot to set up
a relatively short
approach. The green
is deep so get your
yardage right and
commit to the shot.

Green Details



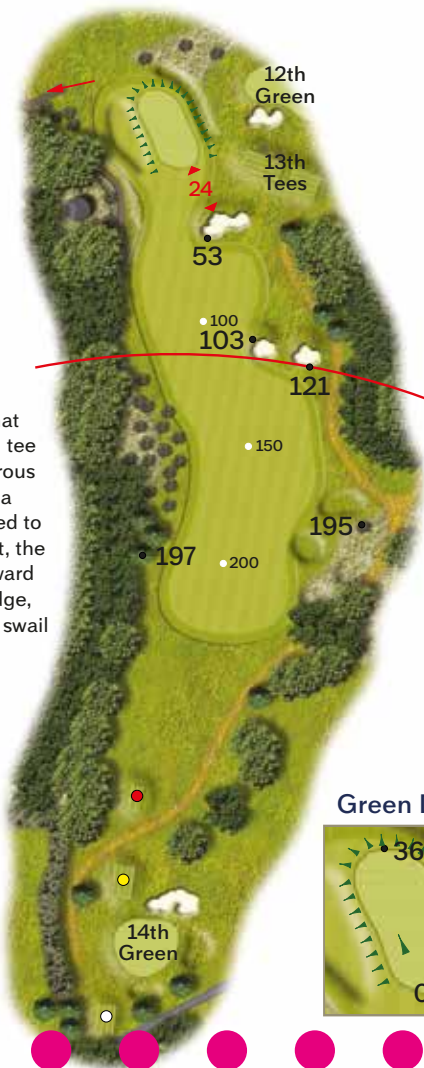
421 ■ 4
360 ■ 4
318 ■ 4

15



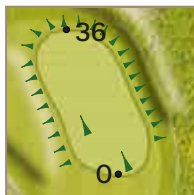
Pro's Tip:

A strong par 4 that demands a good tee shot into a generous fairway. There is a premium attached to your second shot, the ball will kick forward from the front edge, be careful of the swail left of the green.



310
249
207

Green Details



372 ■ 4
364 ■ 4
336 ■ 4

16



12th Tee

305
297
269

Pro's Tip:

A blind tee shot which needs to hug the right side of the fairway to compensate for the severe slope to the left, control your distance because a large bunker awaits a tee shot which is too long. A small slope short of the green will make sure your ball takes a kick forward.

OoB

256
248
220

100

114

150

157

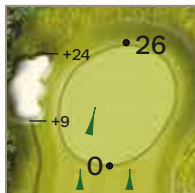
209

OoB



12th Green

15th Green

Green Details



16th hole - Old Course



163 3
131 3
126 3

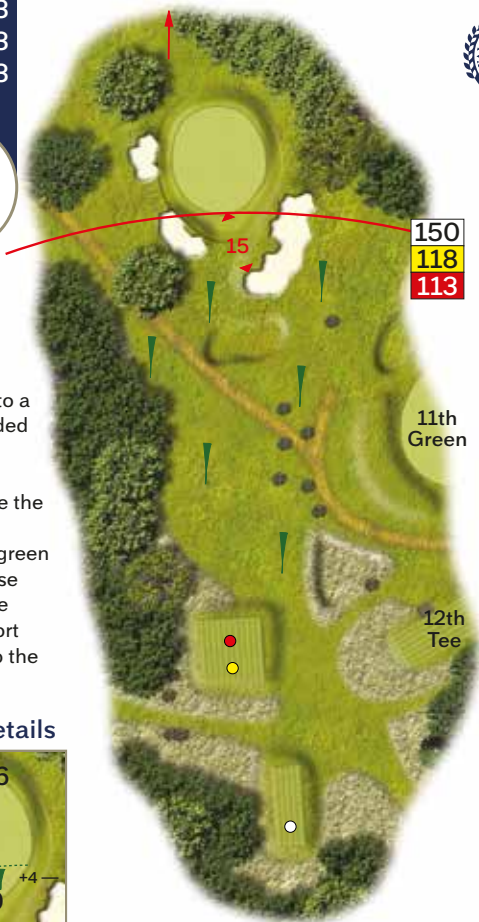
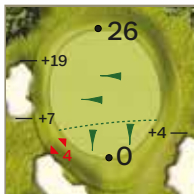
17



Pro's Tip:

A great par 3 playing uphill to a very well guarded green. Club selection is important, take the elevation into account. This green has a small false front so any tee shot that is short will fall back to the approach.

Green Details



150
118
113

11th
Green

12th
Tee

17th hole - Old Course



535 ■ 5
496 ■ 5
479 ■ 5

18

OoB

1st
Tees

OoB

OoB

10th
Tee

17th
Green



Pro's Tip:

Our signature hole. Your tee shot will be swept down the fairway from right to left, longer hitters might want to try to fly the tree on the right making the second shot much shorter. The green is elevated so control the distance of your pitch. The green is sloped predominately from left to right.

302
263
246

248
209
192

Green Details



18th hole - Old Course



Key to Diagrams

392 4
376 4
339 4

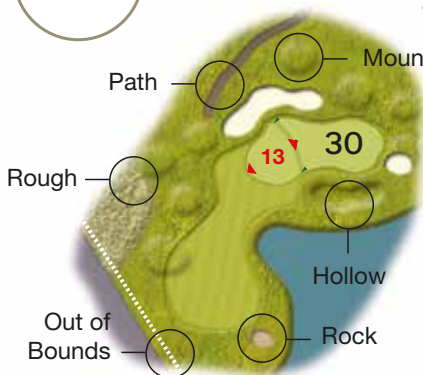
Hole number,
also showing
par and yardage
from each tee.

228
212
175

Driving distance from each
tee to red arc.

1

188 • Figures in black represent
distance to the **Centre**
of the green.



Black figures on green
represent depth of green.

Red figures represent
additional information.



Trees



Bush



Gorse



Building



Bridge



Wall



Fence



Slope



Bell



Next Tee



Lateral Water Hazard



Water Hazard



Marker Post



ROYAL AUTOMOBILE CLUB

89 Pall Mall, London SW1Y 5HS
Telephone: 020 7930 2345

Woodcote Park, Epsom, Surrey KT18 7EW
Telephone: 01372 229276

www.royalautomobileclub.co.uk