



The Coronation Course

Opened 1953

Course Map



Unit 1 Clearway Court 139/141 Croydon Road Caterham Surrey CR3 6PF

t +44 (0) 1883 344244 f +44 (0) 1883 341777 e info@eagle.uk.com www.eagle.uk.com

© Copyright Eagle Promotions Ltd 2019





Golf

With two exceptional downland golf courses in the beautiful surroundings of the Epsom Downs, Woodcote Park offers members and their guests the perfect golfing experience. Sweeping down towards Epsom Racecourse, the tree-lined grounds make for a dramatic backdrop to a round of golf at any time of the year.

Golf tuition is available for gentlemen, ladies and juniors seven days a week, with PGA qualified professionals using the latest technology.

The Club offers golf days for corporates and societies who are sponsored by a member. Golf Days are available on both the Old Course and the Coronation Course, starting from a minimum of 16 people. For more information, please telephone 01372 229244 or email: karen.berryman@royalautomobileclub.co.uk

History of The Royal Automobile Club

The Royal Automobile Club was founded in 1897 and its history mirrors that of motoring itself. Between 1900 and 1930 the Club organised the first 1,000 mile trial event, issued the first driving certificate (continuing to do so for 30 years) and established itself as the “Parliament of Motoring”. It staged the first motor race, the Tourist Trophy event of 1905, the first Grand Prix in 1926 and it has been organising annual re-enactments of the first London-to-Brighton run since 1930. The Club became the governing body for Motor Sport in Britain. Its status as Britain’s oldest and most influential motoring organisation was acknowledged ten years after its foundation when King Edward VII awarded the Club the Royal title that it holds to this day.

In parallel with these pioneering motoring activities the Club commissioned in 1907, and occupied in 1911, the magnificent Pall Mall clubhouse. Two years later the glorious mansion and estate at Woodcote Park was purchased as the Club’s country clubhouse.

The Club’s post-Second World War history was one of expansion. Its Motoring Services arm provided roadside assistance to millions of motorists while the Club continued



to be responsible for the governance of the increasing activities of motor sports enthusiasts. The demerger of the RAC Motoring Services from the Royal Automobile Club in 1999 gave it independence; but the Club retains influence in all the activities in which it had had such a significant voice. The two clubhouses continue to provide members with the finest and broadest range of facilities.





MEN



ACCEPTABLE

Caps

If worn, the peak should be facing the front.

Shirts

Shirts must have collars and sleeves and be tucked in to trousers or shorts at all times.

Trousers/shorts


Tailored trousers or shorts

Socks

Predominantly white ankle socks when worn with shorts or of a matching colour if wearing long trousers.

Shoes

Golf shoes. Trainers on the driving range for Juniors are allowed.



MOBILE PHONES

Can be carried on the courses but must be switched to mute and only used in an emergency



NOT ACCEPTABLE

Caps

With the peak facing backwards. Not to be worn indoors.

Shirts

Untucked shirts, t-shirts, vests, rugby/football shirts.

Trousers/shorts

All types of jeans, cargo trousers/shorts, paramilitary or camouflage style, leather and tracksuit trousers

Socks

No socks

Shoes

Trainers or other types of non-golfing shoes

Golf Dress Code

The Royal Automobile Club Golf Dress Code applies to all members and guests, on both golf courses and the practice range.





WOMEN



ACCEPTABLE

Caps

If worn, the peak should be facing the front.

Shirts

Shirts must be tucked in and have collars. Sleeveless shirts and shirts designed to be worn outside shorts are acceptable.

Shorts/skirts


Tailored skirts, skorts and shorts at an appropriate length for playing golf

Socks

Predominantly white ankle socks when worn with shorts or of a matching colour if wearing long trousers.

Shoes

Golf shoes



MOBILE PHONES

Can be carried on the courses but must be switched to mute and only used in an emergency



NOT ACCEPTABLE

Caps

With the peak facing backwards. Not to be worn indoors.

Shirts

Untucked shirts, t-shirts, strappy tops or tops showing midriffs.

Shorts/skirts

Beach shorts, denim.

Socks

No socks

Shoes

Trainers or other types of non-golfing shoes

Golf Dress Code

The Royal Automobile Club Golf Dress Code applies to all members and guests, on both golf courses and the practice range.

Golf Simulator

With unmatched accuracy and true-to-life performance, the Club's golf simulator offers players and their guests the best possible golfing experience away from the courses. This state-of-the-art facility will give you the finest experience when taking a lesson, being fitted for the latest equipment or playing on a simulated course.

The simulator offers a choice of 15 courses from around the world and is available for individual lessons and with our Golf Professional Services.

The studio can be tailored to meet your needs with the following Golf Professional Services options:

- Beat the Pro • Nearest the Pin • Longest Drive

Indoor Studio



The Club Shop

The Club Shop can provide free custom fitting for all golf clubs to ensure your equipment suits you. The Club Shop provides a wide range of equipment and clothing from leading brands at competitive prices. Golf balls, leather goods and clothing can be personalised with the Club logo or corporate logos for Golf Society Days.

A photograph of the interior of 'The Club Shop'. The room features dark wood paneling and a high ceiling with track lighting. On the left, a counter with a computer monitor and framed golf-related photos is visible. In the center, there's a display of golf clubs and a small table with a laptop. To the right, a long table displays various golf bags and equipment. Large windows in the background let in natural light.

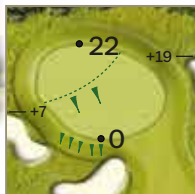
The Club Shop

340 ■ 4
336 ■ 4
315 ■ 4

1



Green Details



1st hole - Coronation Course



190 3
184 3
172 3

2



3rd
Tee

174
168
156

Pro's Tip:
A long iron or wood is required here to a long narrow green sloping from left to right, avoiding the bunker is key.

Green Details





2nd hole - Coronation Course

329 ■ 4
320 ■ 4
300 ■ 4

3



OoB

4th
Tees

17th
Tees

OoB

223
214
194

OoB

Pro's Tip:

Accuracy is premium off the tee with out of bounds left, the second is uphill and will require half a club more than you think.

Green Details



148 ■ 3

129 ■ 3

124 ■ 3

4



OoB

136
117
112

16th
Green

OoB

Pro's Tip:

This short picturesque par 3 plays downhill with the green sloping from front to back, long is trouble so choosing the right club is critical.

Green Details





4th hole - Coronation Course



331 ■ 4
324 ■ 4
318 ■ 4

5

6th
Tees

16th
Tees



Pro's Tip:

The tee shot is relatively straight forward playing downhill but with the second shot it is important to choose the right club and hit the correct part of this green, which has a large tier running through the middle.

234
227
221

181
174
168

103

100

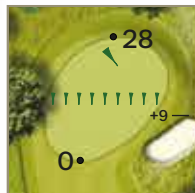
91

150

172

231

Green Details



328 ■ 4
322 ■ 4
296 ■ 4

6



Pro's Tip:
Tempting for longer hitters but with out of bounds, all down the left makes a lay up short of the bunkers a smarter option. The second shot plays all uphill to a two tiered green.

OoB

OoB

225
219
193

Green Details



414 ■ 4
393 ■ 4
373 ■ 5

7



Pro's Tip:

One of the toughest holes on the course, the tee shot needs to be played away from the bunkers on the left leaving yourself with a mid to long iron with everything sloping from right to left into an elevated green.

260
239
219

196
175
155



Green Details





524 ■ 5
498 ■ 5
429 ■ 5

8

11th Tee

6th Tee

• 67

• 36

• 100

• 122

• 150

• 165

• 200

• 203

• 241

• 287

283
257
188

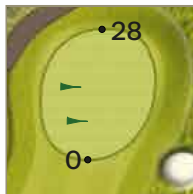
239
213
144

Pro's Tip:

The tee shot is key for this par 5, everything slopes severely from left to right. Keep your second shot to the left leaving yourself with a slightly downhill pitch to a long narrow green.

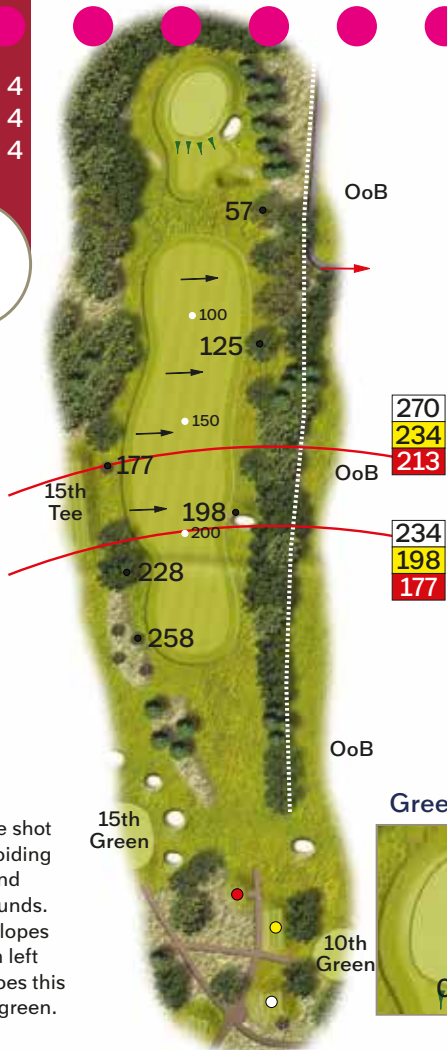
7th Green

Green Details



441 ■ 4
405 ■ 4
384 ■ 4

9



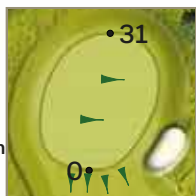
Pro's Tip:

Keep your tee shot to the left avoiding the bunker and the out of bounds. The fairway slopes severely from left to right, as does this big elevated green.

15th Green

10th Green

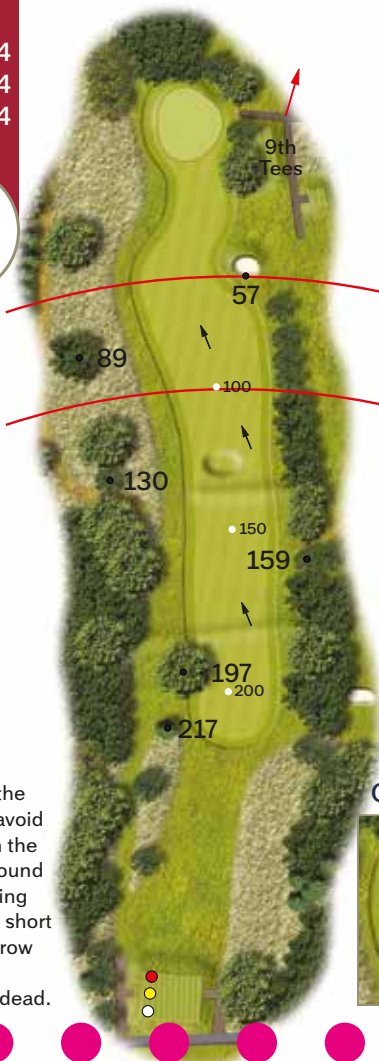
Green Details



323 ■ 4
317 ■ 4
311 ■ 4



10



9th Tees

57

• 89

• 100

• 130

• 150

159 •

• 197

• 200

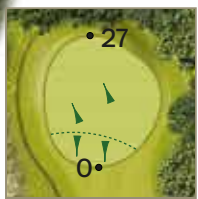
• 217

267
261
255

222
216
210

Pro's Tip:
A tee shot up the right side will avoid the big tree on the left and feed round to the left leaving yourself with a short shot into a narrow green where missing left is dead.

Green Details



510 ■ 5
503 ■ 5
431 ■ 5

11

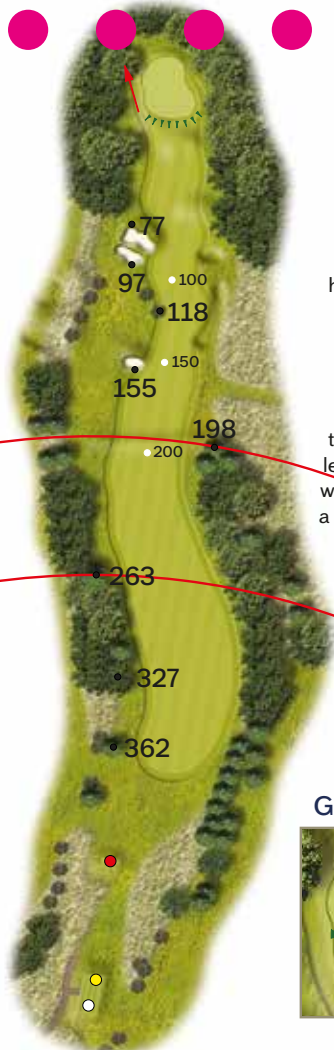


Pro's Tip:

This 3 shot par 5 has a fairly straight forward tee shot but the lay up is crucial, you must keep your ball to the right avoiding the bunkers on the left leaving yourself with a short pitch to a long raised green.

314
307
235

245
238
166



Green Details





11th hole - Coronation Course



202 ■ 3
189 ■ 3
180 ■ 3



12

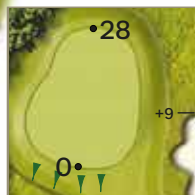





188
175
166

Pro's Tip:

A long iron or fairway wood will be required on this long uphill par 3 that is well guarded by bunkers at the front and right.

Green Details



342		4
324		4
302		4

13

OoB

14th Tees

• 38

77

96 •

- 100

122

• 150

261
243
221

233
215
193

Pro's Tip:

Keep your tee shot left of the big bunkers on the right to leave yourself with a short shot into a green that slopes slightly from left to right.

Green Details



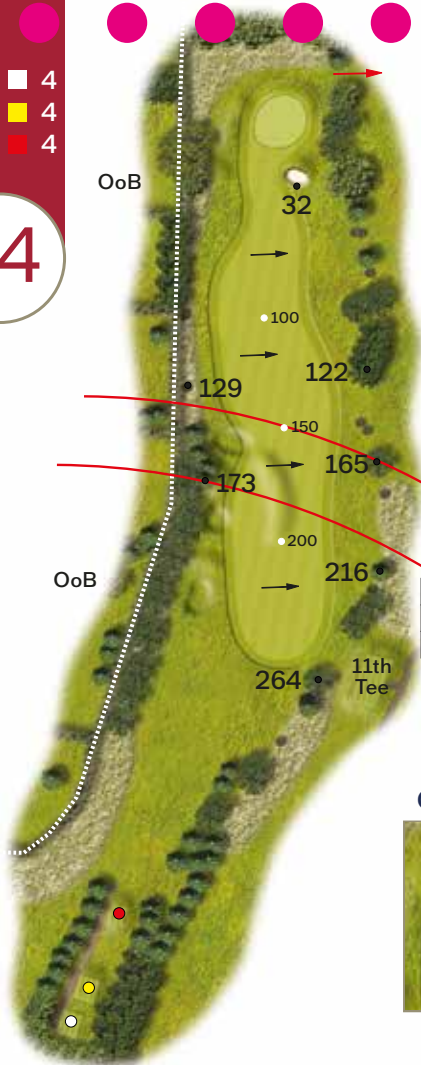
437 ■ 4
423 ■ 4
383 ■ 4

14



Pro's Tip:

Take good aim at the direction pole to ensure an approach shot from the fairway.



283
269
229

257
243
203

Green Details



15

18

192

166

140

Green Details

Pro's Tip:

On this long Par 3 any shots hit over the bunker on the right will feed down onto this narrow two-tiered green.



384 ■ 4
349 ■ 4
326 ■ 4

16

17th
Tee



64 •

• 100

122 •

• 150

161 •

• 200

• 215

228 •

17th
Green

5th
Green

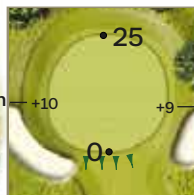
9th
Tee

261
226
203

222
187
164

Pro's Tip:
A very narrow
driving hole that
requires an accurate
tee shot, leaving a
severely uphill
second to a fairly
flat green.

Green Details



16th hole - Coronation Course



352 ■ 4
348 ■ 4
338 ■ 4

17

Pro's Tip:

Another driveable par 4 for the longer hitters otherwise a tee shot down the right side will set up a simple pitch into this undulating green.



18th Tee

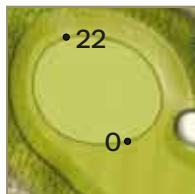
3rd Tee

16th Green


287
283
273

251
247
237

Green Details



17th hole - Coronation Course



374 ■ 4
364 ■ 4
329 ■ 4

18

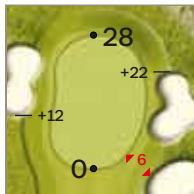


248
238
203

229
219
184

Pro's Tip:
Avoiding the bunker on the left is important, try to leave yourself with a mid iron into this small and well guarded green.

Green Details





18th hole - Coronation Course



Key to Diagrams

340 4

336 4

315 4

Hole number,
also showing
par and yardage
from each tee.

241

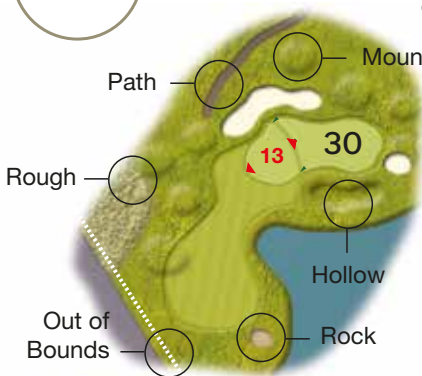
237

216

Driving distance from each
tee to red arc.

1

186 • Figures in black represent
distance to the **Centre**
of the green.



Black figures on green
represent depth of green.

Red figures represent
additional information.



Trees



Bush



Gorse



Building



Bridge



Wall



Fence



Slope



Bell



Next Tee



Lateral Water Hazard



Water Hazard



Marker Post



ROYAL AUTOMOBILE CLUB

89 Pall Mall, London SW1Y 5HS
Telephone: 020 7930 2345

Woodcote Park, Epsom, Surrey KT18 7EW
Telephone: 01372 229276

www.royalautomobileclub.co.uk